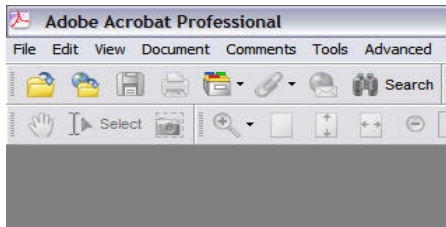


# The Langham 1841 Tithe map and apportionments

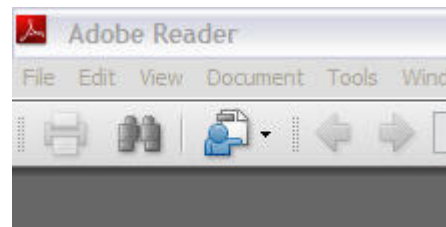
## Instructions for use

The File [Langham 1841 Tithe Awards.pdf](#) contains a scalable map and a full set of the awards. You can search the awards and map by loading the pdf file and selecting the Acrobat search tool.

The search tool is shown as a set of binoculars. The toolbar differs slightly between Acrobat versions, version 7 is shown in [fig 1](#) and version 8 in [fig 2](#) below. Depending on your programme configuration you may not see the Binoculars in the tool bar.



[fig 1](#)



[fig 2](#)

If you do not already have the Adobe Acrobat reader installed on your computer then it may be downloaded free from [www.Adobe.com](http://www.Adobe.com), however the file is approx 20Mb so it is not advisable to download unless you have a Broadband Internet connection or you are prepared to wait quite a long time if using a dial-up connection.

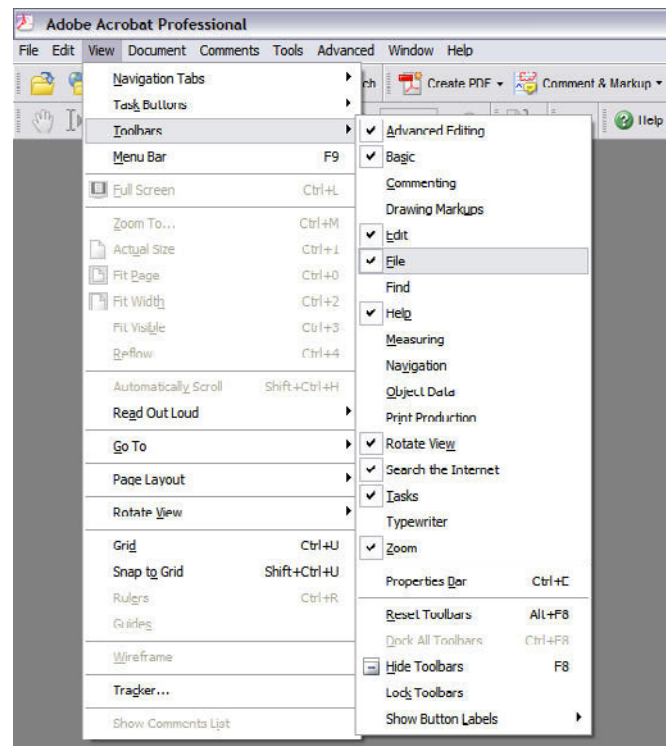
### Determine your version of Adobe Acrobat Reader.

To do this select the "Help" menu, select "About Acrobat..." and the version number will be shown in a new window, press the Esc key to close that window. Do remember that you can upgrade to the latest version (8) for free by going to [www.Adobe.com](http://www.Adobe.com).

If you are unable to see the binoculars in your Acrobat tool bar then a similar but slightly different method is required to restore the search tool to the menu bar for versions 7 & 8.

**For version 7** and possibly for even earlier versions (4, 5 & 6) of the software, select the **View** menu, scroll down to "Toolbars" then move right and down and select "File". See [fig 3](#) right.

This will place the binoculars in the tool bar ready for use. You should not need to repeat this as the binoculars will remain unless you reverse the above process.



[fig 3](#)

For version 8 select the "View" menu, scroll down to "Toolbars" then move right and down and select "More Tools". See fig 4. A new menu "More Tools" will open. Scroll down and make sure there is a tick in both "File Toolbar" and "Search". See fig 5 below.

This will place the binoculars in the tool bar ready for use. You should not need to repeat this as the binoculars will remain unless you reverse the above process.

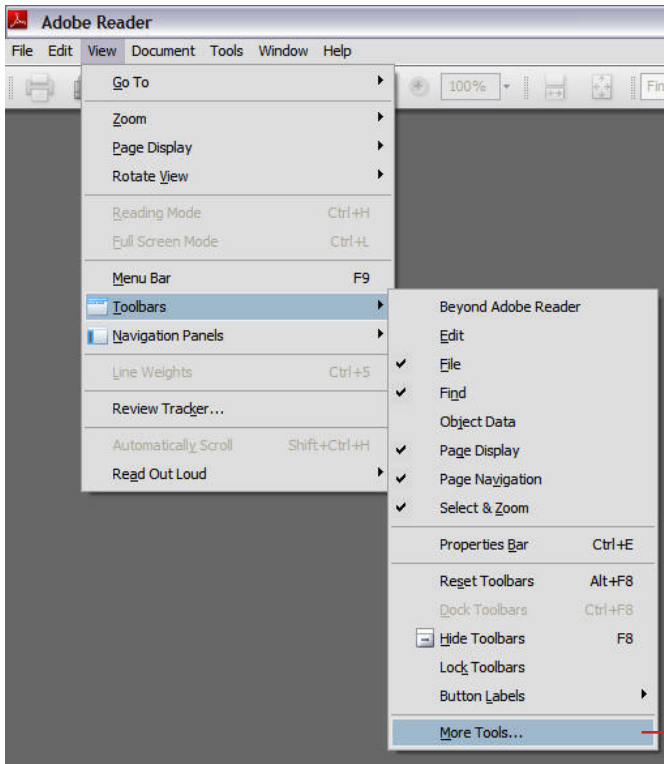


fig 4

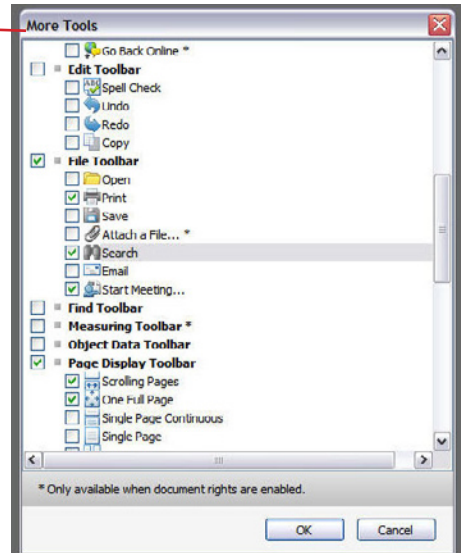


fig 5

Having established the Binoculars "Search Menu" load the Tithe document "Langham 1841 Tithe Awards.pdf" then select the search menu (binoculars). This will open up a menu similar to fig 6 right.

There are a number of ways you might like to search; by family name, by field or property name, or by the plan number.

A couple of examples should help to clarify the procedure:

We will search for the family name "Burdett". First, take out the tick in "Whole words only". See fig 6 opposite. This will allow us to find Burdet or Burdetts or even a hyphenated name which includes Burdett as part of the name.

This will generate a single result and open the awards pages to page 7 where you will see close to the bottom of the page "Thomas Burdett" - note that Thomas has the property number 51 on the plan. To find this on the plan, go back to the search menu, put a tick in "Whole words only" as we only wish to find number 51 - we do not want 151, 251 etc. Now enter 51 in the search box and select "Search".

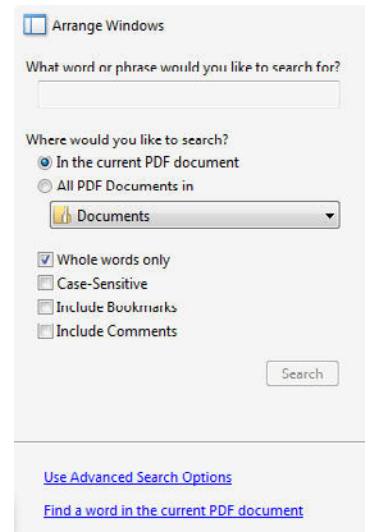


fig 6

This will bring back the map page but you will probably not see 51 as the area will be too small. Select the + sign or the magnifying glass from the main Menu bar and click as many times as is necessary to bring plot 51 into view and at a scale that suits you. Note that this will move the map around the window as it keeps plot 51 more or less in the centre of your screen.

If you know the plot number of the field or property, you can repeat the above for each.

Now let us "Search" for the Richard Westbrook Baker properties: Select the Search Menu, remove the tick from "Whole words only" and type Baker into the "search for" box. Click "Search". This will return 20 found items, 5 of which are for Mary Baker. You can select from these links by clicking on them and the appropriate page will be shown. We will select by clicking on "Westbrook Baker and Mary Baker 70 Garden...". This will show page 1 of the awards.

You can see from the award page that this property is plan number 70. If we go back to the Search Menu, tick "Whole words only" and type 70 in the "search for" box we will be returned to the map. If you use the + sign to magnify the location, the property turns out to be **The Old Hall**.